



eBooks on your iPad, Tablet or Smartphone with Freading



What are eBooks?

An eBook is an electronic version of a printed book that can be read on a computer or handheld device, such as an iPad, tablet, or phone.

How do I get eBooks from the library?

With your library card you can use Freading for free to download books!

How long can I keep the books for and how many can I have?

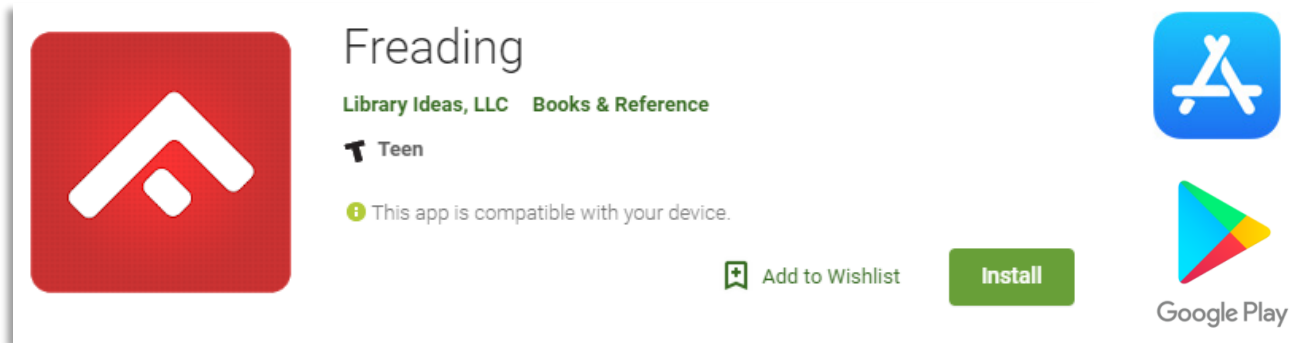
You can borrow 6 books a week and each book has a lending period of 2 weeks. You can renew a book for an additional 2 weeks. There are unlimited copies of the books. That means NO WAITING!

Can I have the same eBook on my phone and my iPad?

You can access your library titles on several devices, as long as they are all authorized with the same Adobe account.

Initial Set-Up

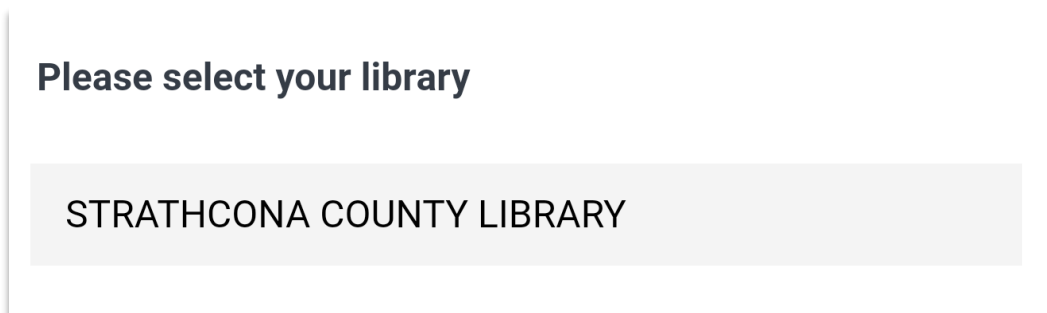
Download the Freading app. This process is different depending on what type of device you have. Generally, if it is an Apple product (iPhone or iPad) you will download it from the App store. If it is an Android product (Samsung, Google phone, LG, etc.) you will download it from the Google Play store.



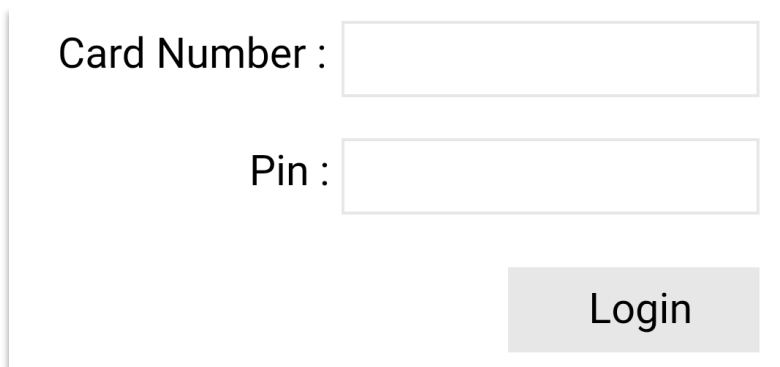
Tap on Get Books and then tap on Login. Search for “Strathcona County” in the Library field and then tap on “Find Library”.

A screenshot of the Freading app's login screen. At the top, there are two tabs: 'Login' (selected) and 'Advanced Search'. Below the tabs, there is a prompt: 'Please enter either your Library Name, Zip Code, City, State or Country.' There are five input fields: 'Library Name' (containing 'Strathcona County'), 'Zipcode', 'City', 'State', and 'Country' (a dropdown menu). A 'Find Library' button is at the bottom right. At the bottom of the screen, there is a red navigation bar with four icons: 'Library', 'Read Now', 'Get Books' (circled in red), and 'Info'. The copyright notice '© 2018 Library Ideas, LLC' is visible above the navigation bar.

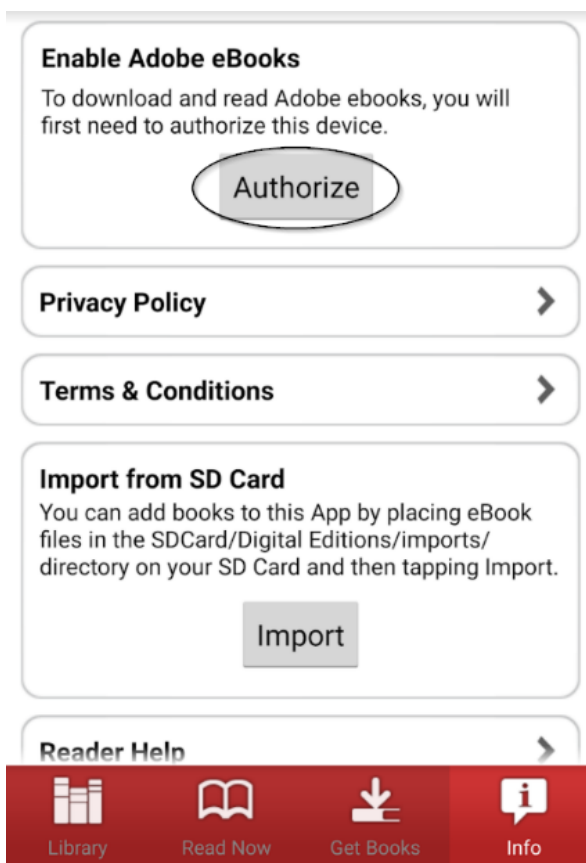
Tap on STRATHCONA COUNTY LIBRARY



Enter your library card number, pin, and then tap on Login.



Now tap on Info. And under "Enable Adobe eBook" tap on "Authorize".

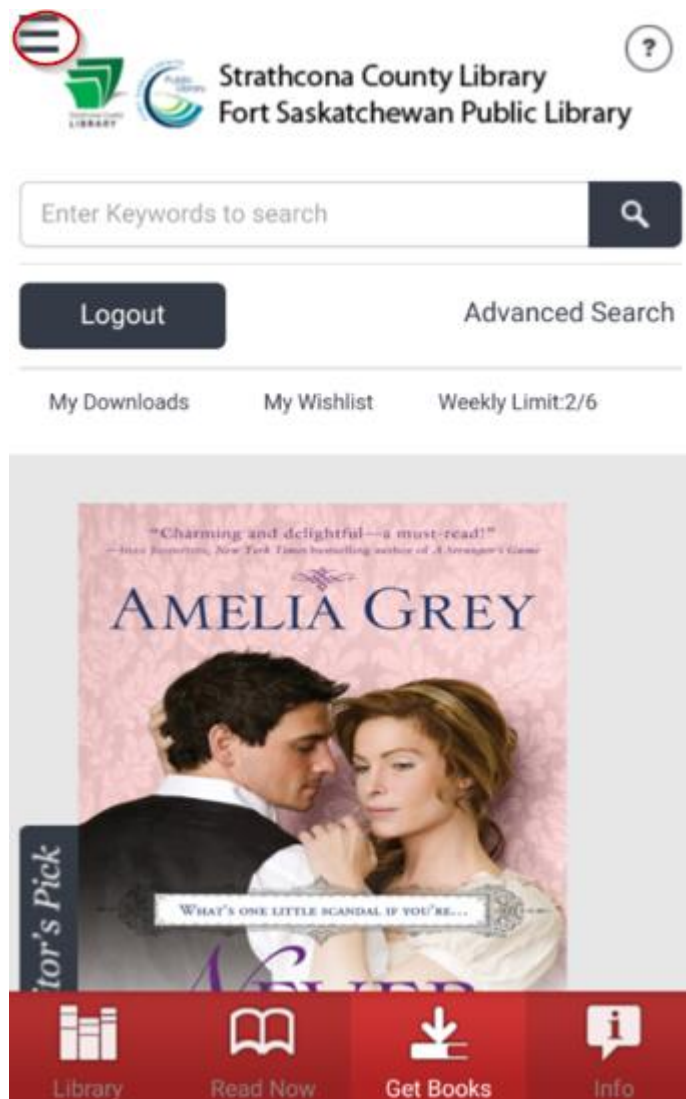


You will be prompted to login with an Adobe ID and password. If you don't have an Adobe ID you can register for one for free by going to <https://accounts.adobe.com/> and signing up with an email.

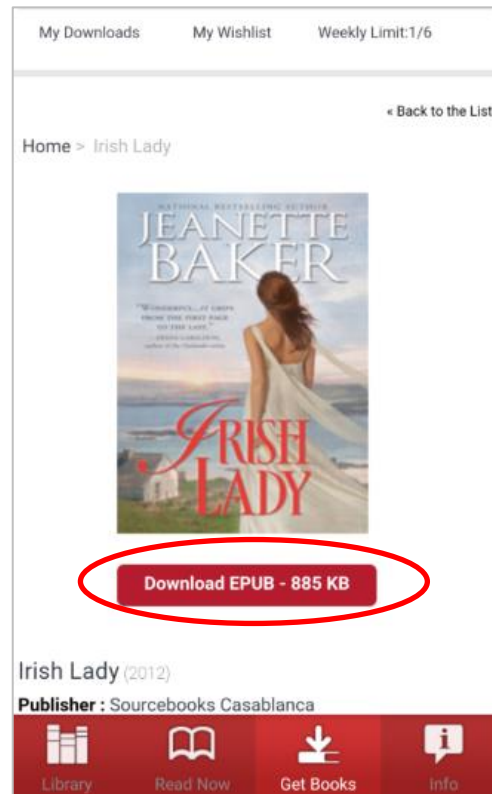
Finding a Book

Look for books by tapping on Get Books on the bottom bar.

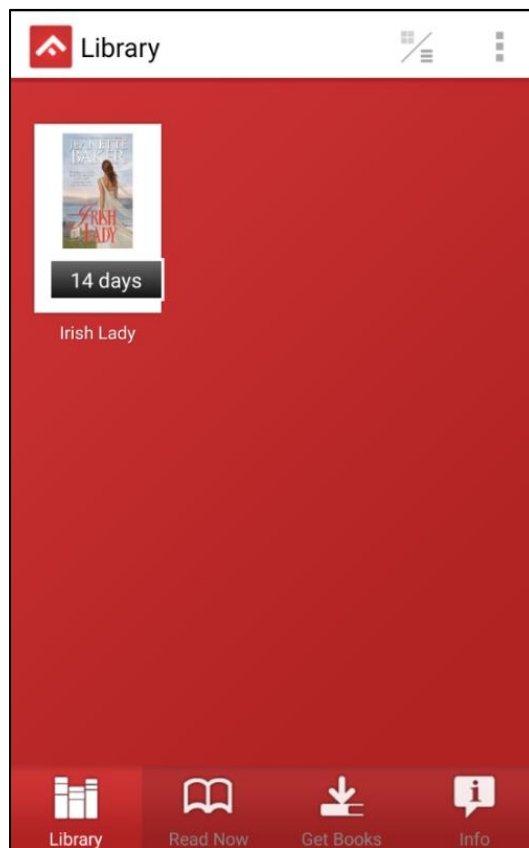
Use the search bar for a specific title or author. By tapping on the menu in the top left you can view top downloads, new arrivals or browse by categories.



Tap on the cover of a book to view more information about the title and to download it. Simply tap on “Download”.



To read your downloaded book tap on “Library” on the bottom bar. Tap on the cover of the book to open it.



Tap on the center of the page to bring up options, font size, contents, etc.

