



eBooks with an eReader with Overdrive



What is an eReader?

It is a device to read eBooks on. You can read eBooks on tablets (i.e. iPads) but eReaders are just for books. A popular eReader is a Kobo. The Kindle eReader does not work with library eBooks.

How do I get eBooks from the library?

With your library card, you can use Overdrive for free to download books. Use Adobe Digital Editions to transfer your download to your eReader.

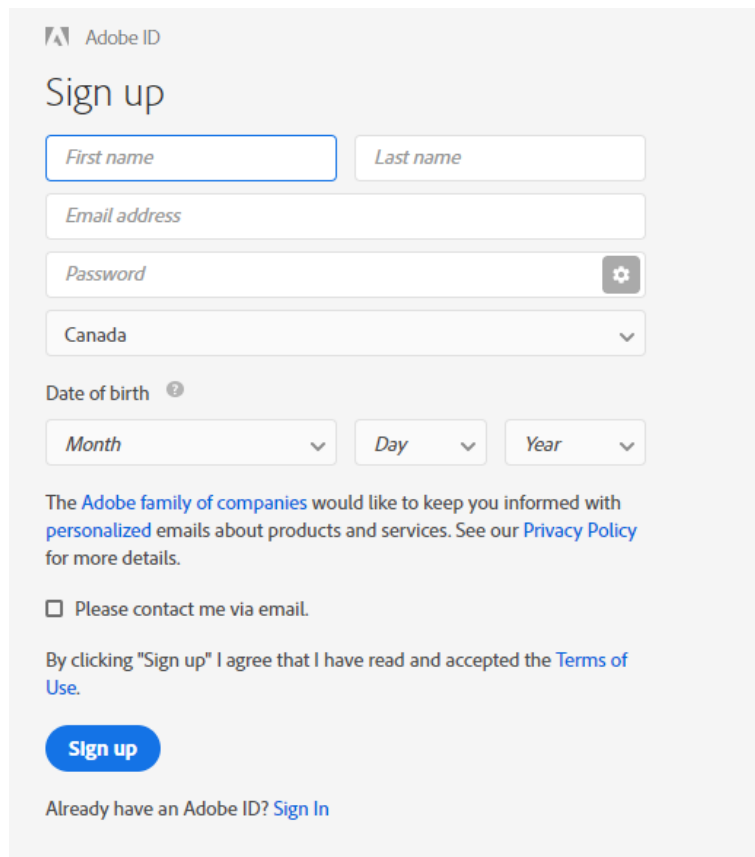
How long can I keep the books for and how many can I have?

You can have 10 eBooks out at a time from Overdrive. They will stop working after 3 weeks and you never have to worry about late fines. You can also renew these books twice.

Initial Set-Up

For Adobe Digital Editions

Create an Adobe ID at <https://accounts.adobe.com>



The screenshot shows the Adobe ID sign-up page. At the top left, there is a logo and the text "Adobe ID". Below this is the heading "Sign up". The form consists of several input fields: "First name" and "Last name" (two separate boxes), "Email address", "Password" (with a strength indicator icon), and a country dropdown menu currently set to "Canada". Below these is a "Date of birth" section with three dropdown menus for "Month", "Day", and "Year". A paragraph of text explains that Adobe wants to keep the user informed with personalized emails, with a link to the "Privacy Policy". There is an unchecked checkbox for "Please contact me via email." and a statement: "By clicking 'Sign up' I agree that I have read and accepted the Terms of Use." with a link to the "Terms of Use". A blue "Sign up" button is located below this text. At the bottom left, there is a link: "Already have an Adobe ID? Sign In".

Download Adobe Digital Editions onto your computer.

<https://www.adobe.com/ca/solutions/ebook/digital-editions/download.html>

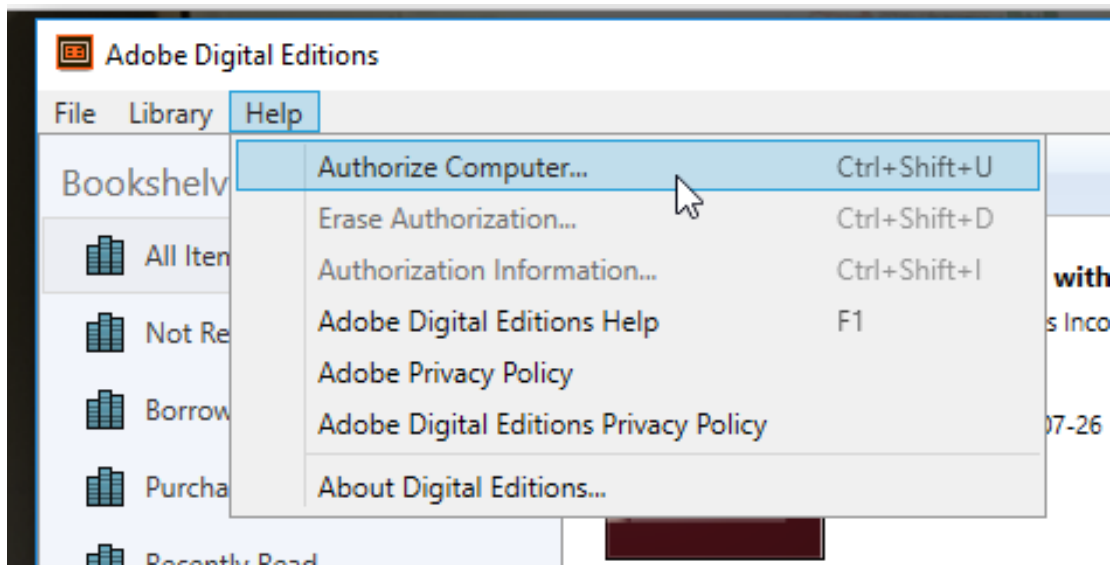
Adobe Digital Editions 4.5.8 Installers

Locate your preferred platform and click on it to download the installer. Then run the installer on your machine to install Adobe Digital Editions. For information on the Adobe Digital Editions' privacy policy, [see here](#); for information on the general Adobe privacy policy, [see here](#).

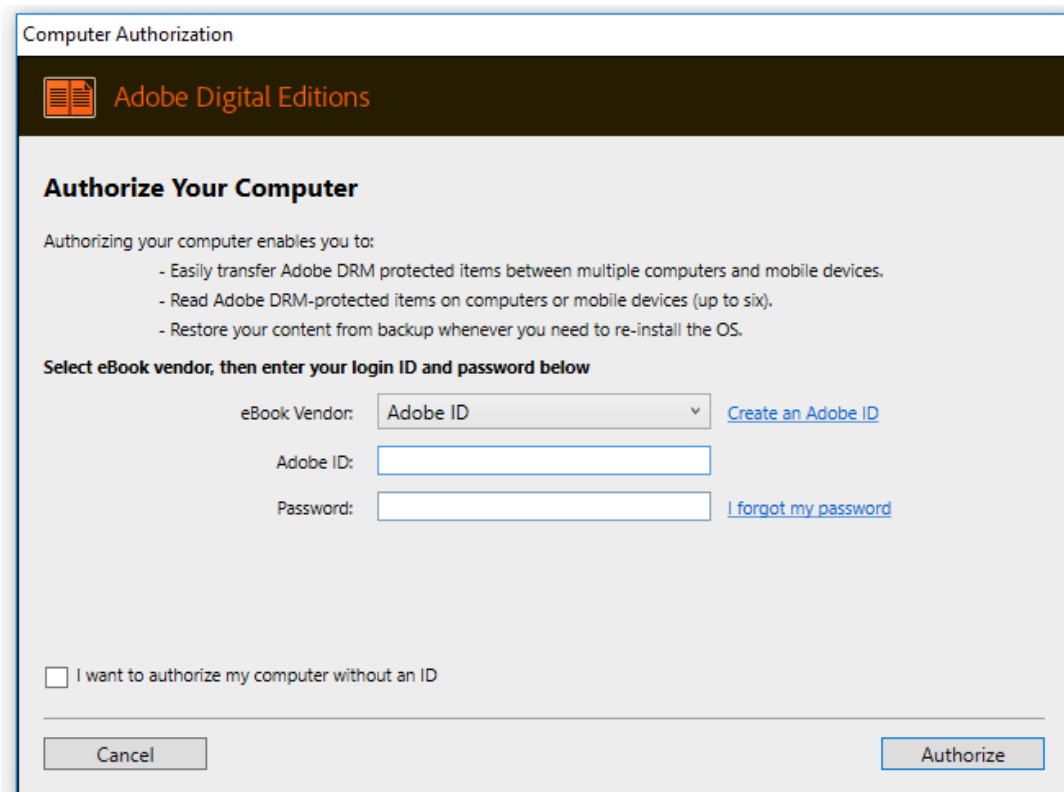
Download Digital Edition 4.5.8 Macintosh (22MB)

Download Digital Edition 4.5.8 Windows (8.24MB)

Once downloaded, open up Adobe Digital Editions. Click on Help and Authorize Computer.



Login with your Adobe ID, password and click on Authorize

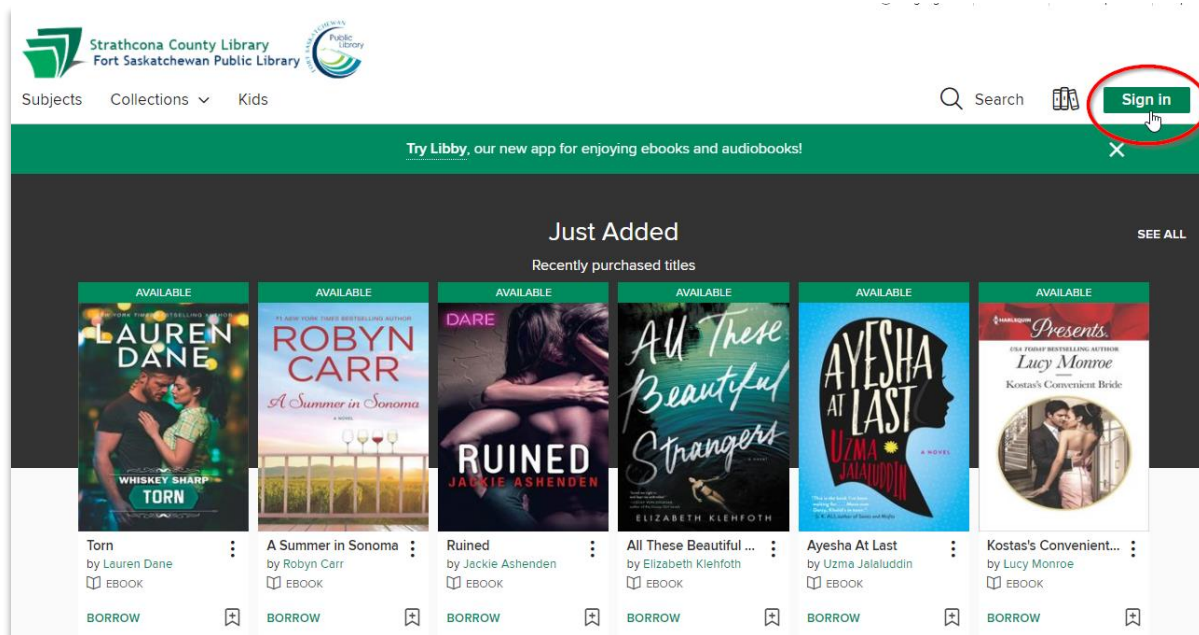


For OverDrive

Click on the OverDrive link on the library's website:
ww.fspl.ca or use this direct link:

<https://sclibrary.overdrive.com/>

Click on Sign in



Select "Fort Saskatchewan Public Library", enter your library card number and pin, and click on Sign in.

SELECT YOUR LIBRARY FROM THE LIST BELOW:

Fort Saskatchewan Public Library

CARD NUMBER

PIN

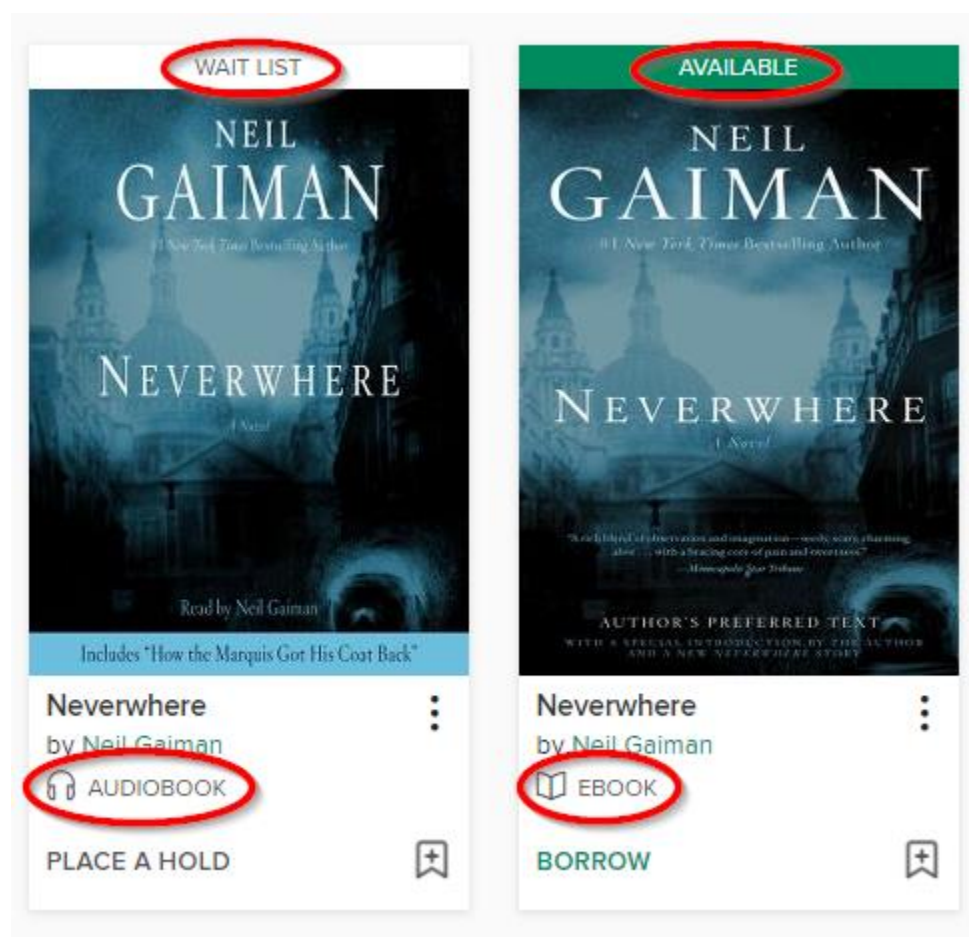
REMEMBER MY CARD NUMBER ON THIS DEVICE.

Cancel SIGN IN

Find and Download a Book

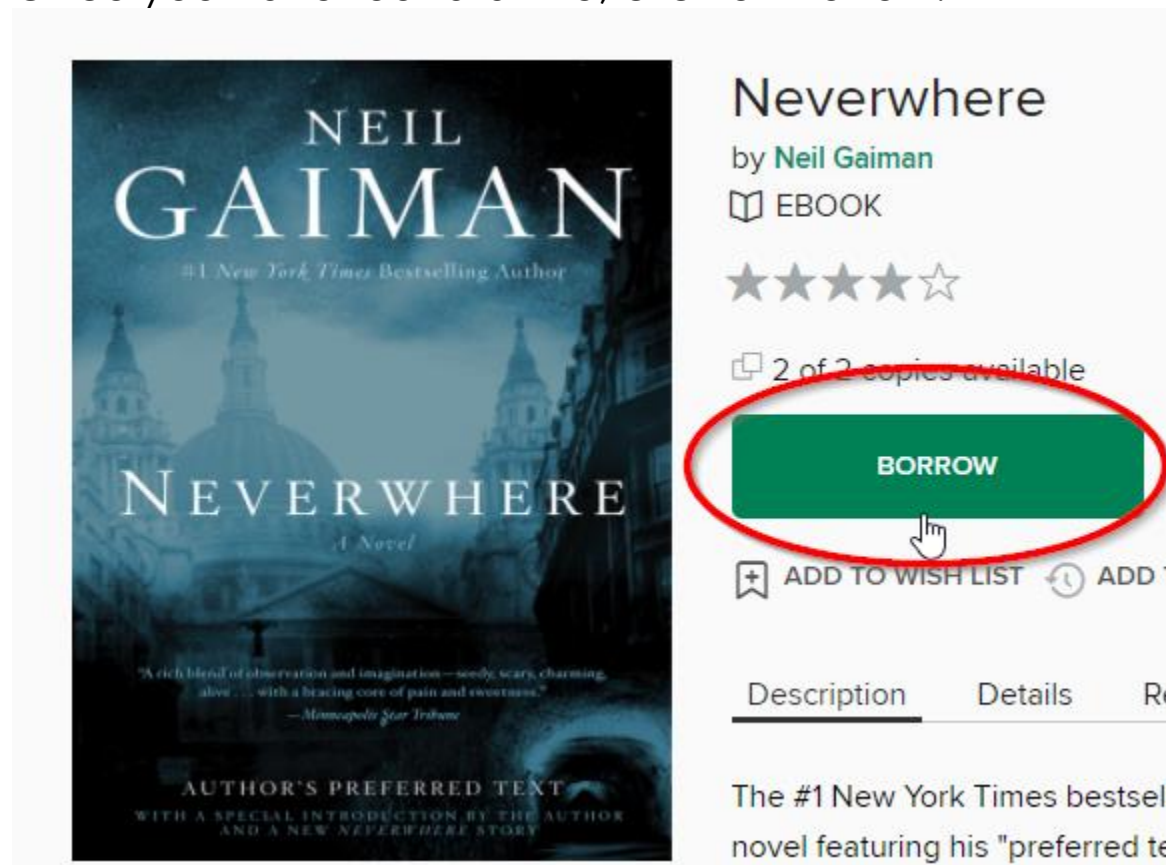
Use the search bar to look for a specific title, author, or series. You can also browse by subject, recently purchased, or staff picks.

NOTE: OverDrive has eBooks and eAudiobooks. Each title will indicate which type it is. OverDrive has a limited number of copies of each title. You can put a title on hold (“wait list”) if all copies are checked out. Otherwise, the title will indicate that it is available.



Click on a title to view more information, such as description, details, and reviews.

Once you have found a title, click on Borrow.



Neverwhere

by Neil Gaiman

EBOOK

★★★★☆

2 of 2 copies available

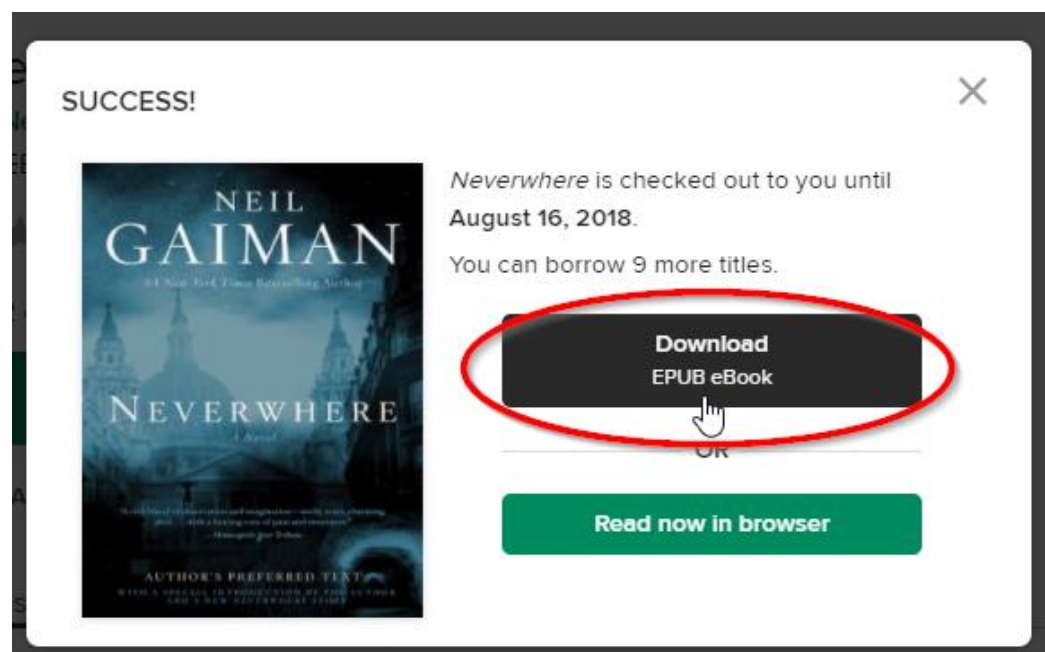
BORROW

ADD TO WISH LIST ADD TO COLLECTION

Description Details Reviews

The #1 New York Times bestsell novel featuring his "preferred te

A pop up will appear. Click on Download.



SUCCESS!

Neverwhere is checked out to you until August 16, 2018.

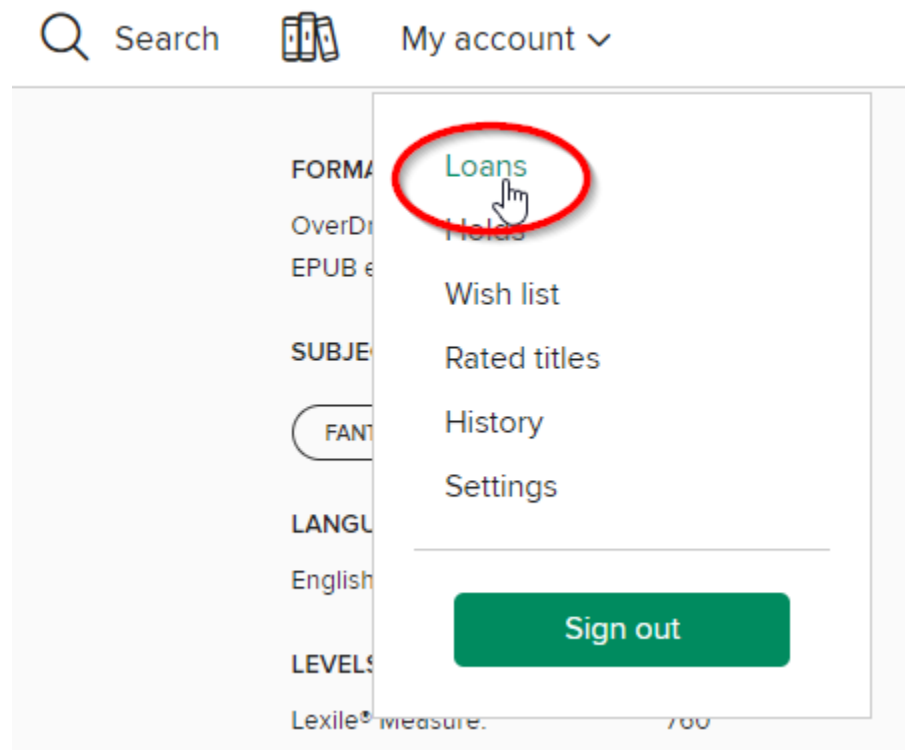
You can borrow 9 more titles.

Download EPUB eBook

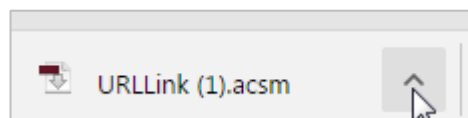
OR

Read now in browser

You can also access your titles and download them by clicking on “My Account” and “Loans”

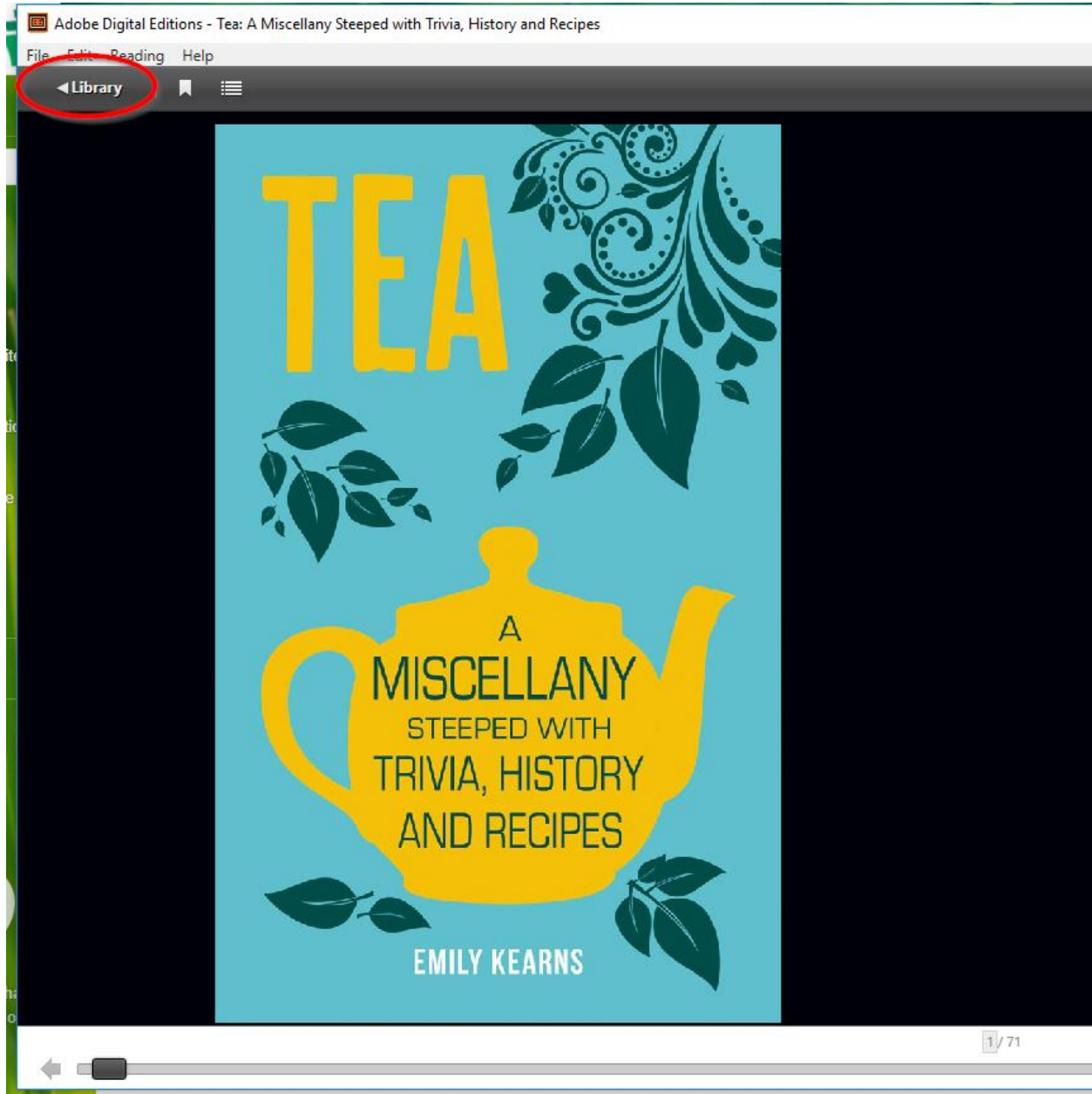


Once you click on download, the book will download to your computer. Click on the downloaded file once it has completed. It should open in Adobe Digital Editions automatically.



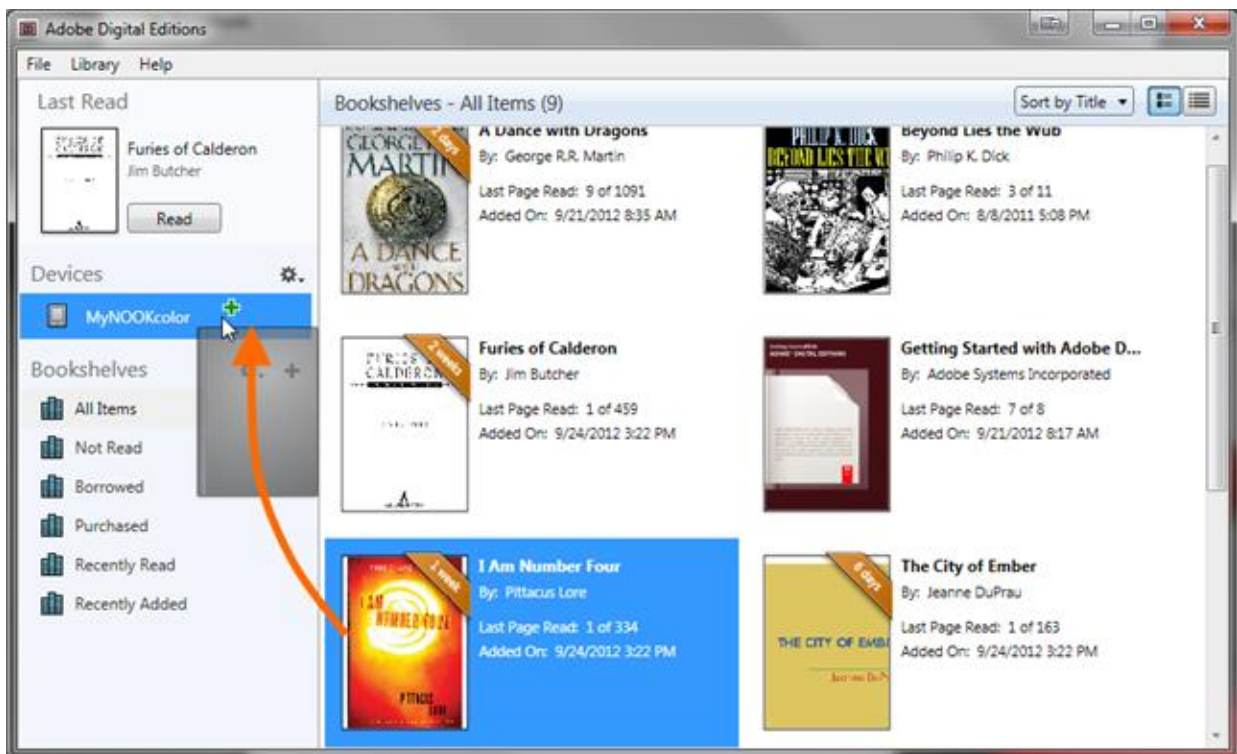
Transfer eBooks from your computer to your eReader

The book's front cover will automatically open in ADE once it has downloaded. Click on 'Library' to get back to the main screen.



Plug in your eReader to your computer. Depending on your eReader, you may need to tap "Connect" on the eReader to allow the device to connect to the computer.

Click and drag the eBook onto the eReader. When your cursor is correctly over the eReader, a green 'plus' symbol will appear. When you see this symbol, release the mouse button.



Before unplugging your ereader, use the 'Safely Remove Hardware' option.

