



24/7 Homework Help with SOLARO



What is SOLARO?

It is 24/7 homework help and test prep tools for grades 3-12 (Math, Science, English Language Arts and Social Studies). Solaro is based on the Alberta curriculum, so it covers the same topics kids learn about in school.

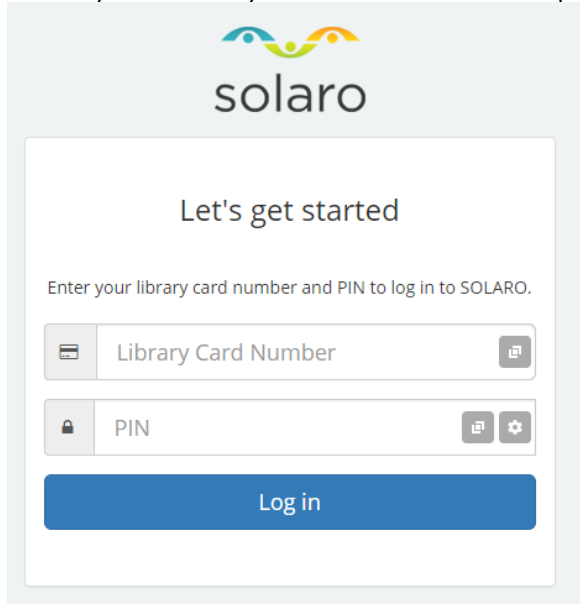
How do I access SOLARO?

With your library card, you can access SOLARO for free! See below for more information about creating an account.

Initial Set-Up

Access SOLARO through the library's website: <https://fspl.ca/digital-services/solaro/>

Enter your library card number and pin. Click on Log in.



solaro

Let's get started

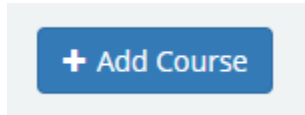
Enter your library card number and PIN to log in to SOLARO.

Library Card Number

PIN

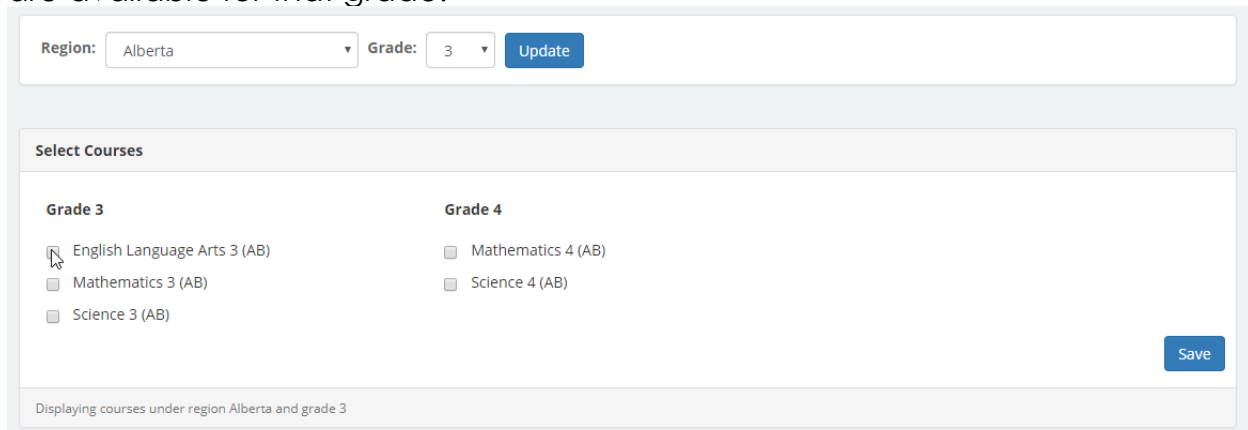
Log in

Now click on Add Course to get started.



+ Add Course

Select Alberta for the region, and the grade. Then you will see the courses that are available for that grade.



Region: Alberta Grade: 3 Update

Select Courses


Grade 3	Grade 4
<input checked="" type="checkbox"/> English Language Arts 3 (AB)	<input type="checkbox"/> Mathematics 4 (AB)
<input type="checkbox"/> Mathematics 3 (AB)	<input type="checkbox"/> Science 4 (AB)
<input type="checkbox"/> Science 3 (AB)	

Save

Displaying courses under region Alberta and grade 3

Select a course and select Save.

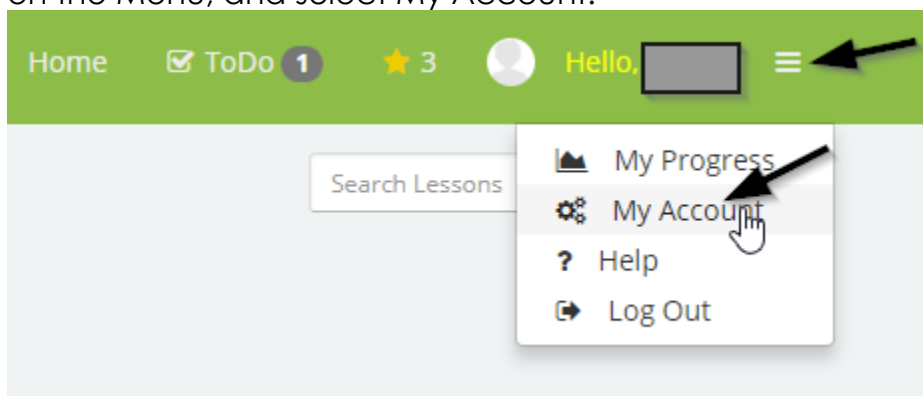
Click on the course to view lessons, tests, and more!



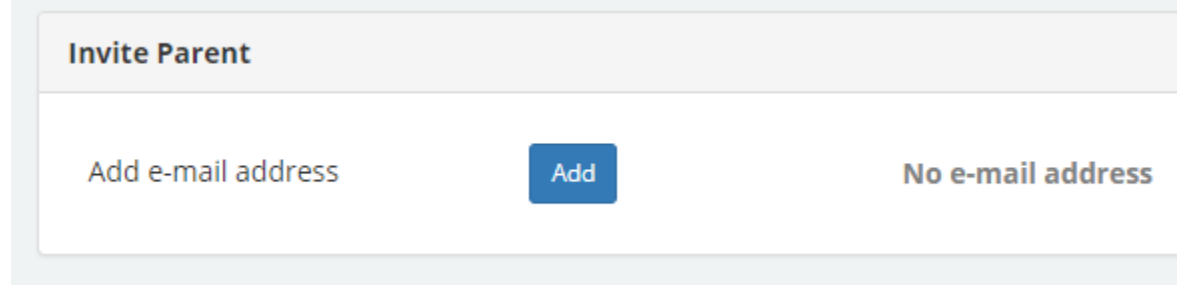
Parent Accounts

Parents can link to student accounts to view information about their studies.

To link a parent to the student's account, login to the student's account, click on the Menu, and select My Account.



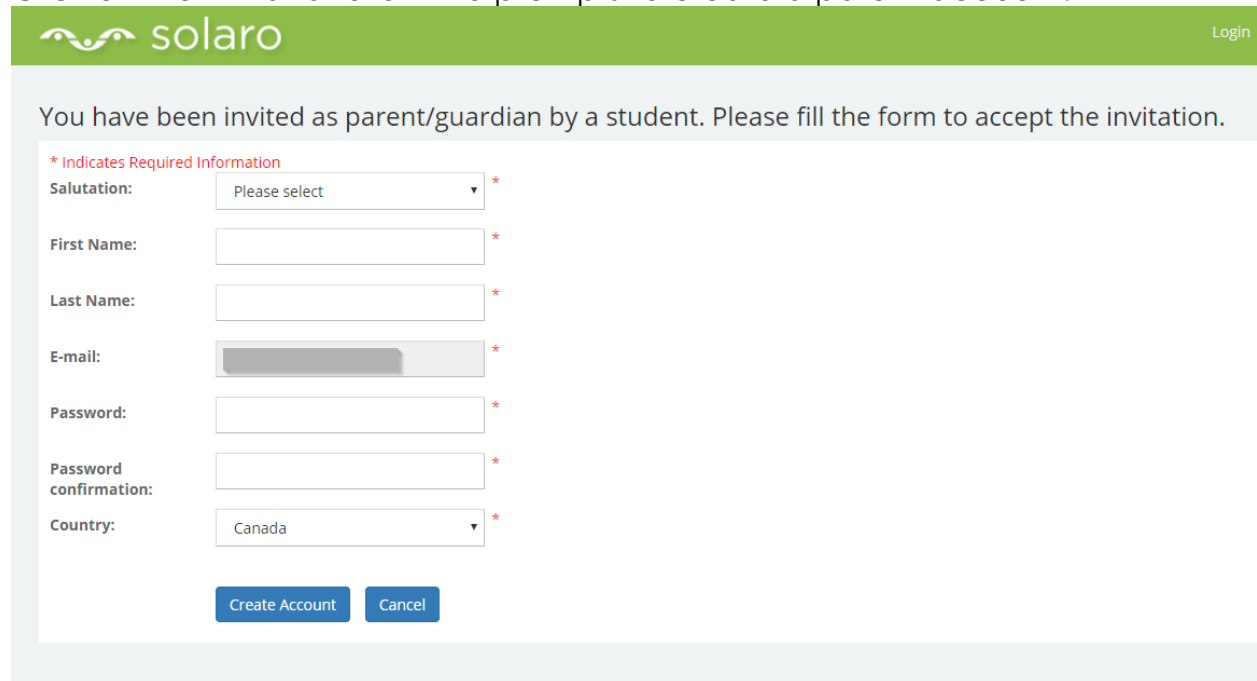
Under the "Invite Parent" section, click on Add and enter the parent's email address.




Invite Parent

Add e-mail address No e-mail address

The parent will then receive an email with a link. Click on the link and follow the prompts to create a parent account.



 Login

You have been invited as parent/guardian by a student. Please fill the form to accept the invitation.

* Indicates Required Information

Salutation: *

First Name: *

Last Name: *

E-mail: *

Password: *

Password confirmation: *

Country: *

The student will need to enter their password again to confirm that they want the accounts to be linked. (The password is the pin of the library account.)

Parents can view reports on the student's progress in their studies.

*Note: Under "My Account" there are fields to update the user's password but because this is a library license, passwords cannot be changed.

